




Services & Solutions

Support designed for the pressure of the work



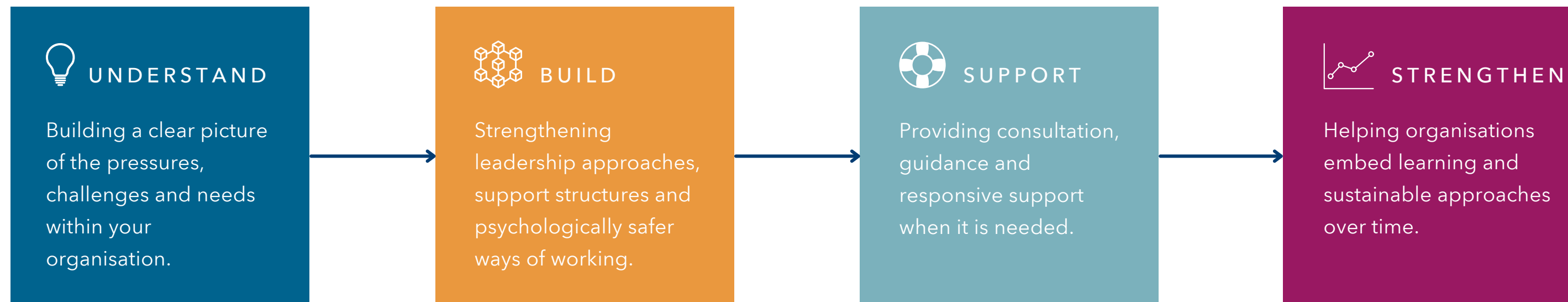
Understanding organisations. Building support. Strengthening people.

www.eleosgroup.co.uk

Different organisations face different challenges.

Some organisations need help understanding workforce pressures. Some need support following difficult events. Others are looking to strengthen leadership, wellbeing, safeguarding or organisational culture over time.

Eleos provides a range of clinically led services designed to help organisations understand challenges, build effective support and strengthen wellbeing in ways that reflect the realities of the work.



What makes Eleos different?



Clinically led and governed

Support designed and delivered by experienced registered professionals.



Embedded rather than bolt-on

Support that becomes part of organisational life rather than sitting alongside it.



Flexible and tailored

Services can be commissioned individually or combined to meet organisational need



Designed around real work

Built around the realities of leadership, safeguarding, operational pressure and emotionally demanding roles.



Proactive as well as responsive

Helping organisations strengthen support before difficulties escalate.



A partner in complex environments

Trusted by organisations operating in demanding, complex and people-centred contexts.

When you want to understand what is happening

Organisations often know something isn't working but are less clear about why. Leaders may be hearing different things from different people. Workforce pressures may be emerging. Existing support may not be having the intended impact.

Understanding the situation clearly is often the first step.



A structured review designed to help organisations understand strengths, challenges, pressures, risks and opportunities.

WHAT IT CAN INCLUDE

Leadership conversations | Staff engagement | Stakeholder consultation |
Review of existing support provision | Analysis of key themes | Strategic
recommendations

WHAT ORGANISATIONS RECEIVE

A detailed understanding of current pressures, strengths and opportunities,
alongside practical recommendations for future action.

ORGANISATIONS USE SCOPE WHEN

Support feels fragmented | Leaders need clearer insight | Culture concerns
are emerging | Decisions need evidence | Priorities are unclear



A lighter-touch review to explore a specific issue, challenge or concern, providing a focused understanding without undertaking a full Scope.

WHAT IT CAN INCLUDE

Focused consultation | Leadership discussions | Stakeholder engagement |
Rapid sense-making | Thematic analysis | Recommendations for action

WHAT ORGANISATIONS RECEIVE

A focused summary of findings, key themes and practical next steps.

ORGANISATIONS USE INSIGHT WHEN

A specific issue needs exploring | Leaders want rapid understanding |
Time or budget is limited | A starting point is needed

When you want more sustainable support

Many organisations already have support available.

The challenge is often ensuring that support feels visible, trusted, accessible and relevant to the realities of the work.

This is where Framework sits.



A longer-term partnership model designed to help organisations create psychologically informed support that becomes part of everyday organisational life.

Framework is designed around the organisation. It can bring together consultation, reflective spaces, leadership support, rapid access support, Re:Mind learning and strategic insight into one coherent approach.

WHAT FRAMEWORK HELPS CREATE

- Visible and trusted support
- Regular access to specialist psychological expertise
- Reflective spaces for leaders and teams
- Support that fits the realities of the organisation
- Learning that remains visible over time
- Insight to inform future priorities

What Framework can include

Consultation Clinics

Regular access to specialist psychological consultation for leaders, managers, safeguarding teams or other key groups.

Leadership Support

Psychologically informed support for leaders navigating responsibility, complexity, risk and organisational pressure.

Re:Mind Learning and Development

Access to training, workshops, resources, webinars and practical guidance through Eleos Re:Mind.

Reflective Forums

Facilitated spaces that support reflection, learning and professional support for teams carrying demanding work.

Rapid Access Support

Timely access to consultation and support when people are navigating particularly difficult situations.

Strategic Reporting

Themes, learning and recommendations that help organisations understand emerging needs and shape future priorities.

ORGANISATIONS USE FRAMEWORK WHEN

Existing support feels fragmented | Leaders want sustainable solutions | Staff need regular access to support | Organisations want support embedded rather than bolted on

When you want specialist support

Some situations require specialist psychological input, support following difficult events or access to additional support.

Eleos provides a range of services designed to help organisations navigate these situations safely and effectively.



Specialist psychological consultation for leaders, managers and teams navigating complexity, uncertainty or difficult decision-making.

Consult is not therapy. It is specialist psychological input that helps people think more clearly about challenges, risk, relationships and next steps.



Support following critical incidents, difficult events or periods of heightened pressure.

Response helps organisations support individuals, teams and leaders following events that may have significant emotional, operational or organisational impact.



A clinically governed route into appropriate support.

Pathways helps organisations create clearer, safer and more trusted ways for people to access support when they need it.

When you want specialist support



WHAT IT CAN INCLUDE

Leadership consultation | Team consultation | Safeguarding consultation |
Case discussion | Reflective practice

WHAT ORGANISATIONS RECEIVE

Clearer thinking, informed decision-making and psychologically grounded
support around complex situations.

ORGANISATIONS USE CONSULT WHEN

Leaders are managing difficult situations | Teams need specialist guidance
| Safeguarding concerns are emerging | Psychological expertise would help
clarify next steps



WHAT IT CAN INCLUDE

Immediate consultation | Team support | Individual support | Post-incident
reflection | Stabilisation support | Follow-up recommendations

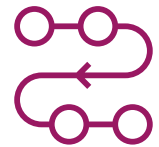
WHAT ORGANISATIONS RECEIVE

Timely, proportionate and clinically informed support following difficult
events.

RESPONSE MAY BE USED FOLLOWING

Serious safeguarding events | Critical incidents | Major investigations |
Public scrutiny | Sudden bereavement | Significant organisational events

When you want specialist support



ELEOS PATHWAYS

WHAT IT CAN INCLUDE

Access routes | Clinical assessment | Escalation processes | Signposting |
Referral management | Short-term support

PATHWAYS HELPS ORGANISATIONS

Create confidence in support processes | Improve access to support |
Strengthen safeguarding arrangements | Reduce uncertainty about where
people should go for help | Ensure support is clinically informed and
appropriately governed

WHAT ORGANISATIONS RECEIVE

A clearer, safer and more accessible route into support.

ORGANISATIONS USE PATHWAYS WHEN

Existing routes feel unclear | Leaders want confidence in support processes
| Staff need access to specialist support | Organisations want clinically
governed support arrangements

When you want to strengthen capability

Support works best when it remains visible.

Creating sustainable support often requires more than direct intervention. It requires ongoing learning, reflection and access to practical resources that help people continue developing their knowledge, confidence and skills over time.



ELEOS RE:MIND

A learning and resource offer designed to help organisations strengthen understanding, capability and psychologically informed practice over time.

Re:Mind provides practical learning, resources and development opportunities that help support remain visible beyond individual interventions.

WHAT RE:MIND HELPS CREATE

- Shared understanding across teams and organisations
- Increased confidence in supporting people and managing challenges
- More psychologically informed leadership and decision-making
- Consistent organisational learning and messaging
- Ongoing reflection and professional development
- Learning that remains visible and accessible
- Greater awareness of support, resources and good practice
- Stronger organisational capability

What Re:Mind can include

Learning Modules

Short-form learning designed around the realities of specific roles, responsibilities and working environments.

Workshops and Training

Interactive learning sessions tailored to organisational needs and priorities.

Webinars

Live or recorded sessions exploring relevant topics, themes and challenges.

Leadership Development

Practical learning that helps leaders support people, navigate pressure and strengthen psychologically informed leadership.

Resource Libraries

Accessible guidance, tools and materials that remain available between sessions.

Awareness Campaigns

Themed content and communications designed to keep key messages, resources and support visible across the organisation.

Reflective Tools

Resources that encourage reflection, discussion and ongoing professional development.

TOPICS MAY INCLUDE

Mental health | Leadership | Safeguarding | Trauma-informed practice | Psychological safety | Resilience | Team wellbeing | Managing pressure | Supporting others | Bespoke organisational priorities

ORGANISATIONS USE RE:MIND WHEN


They want support to remain visible between interventions | Learning needs to be accessible and scalable | Leaders want practical development opportunities | Training needs reinforcing over time | Staff need resources they can access when required | Organisations want to strengthen understanding across larger groups


There is no single route into support


Some organisations engage with a single service to address a specific challenge. Others combine multiple services as part of a longer-term partnership.


Support can be commissioned as a standalone piece of work, through an ongoing Framework arrangement or as part of a bespoke programme designed around organisational need.


There is no requirement to engage with every service. Our role is to help organisations identify what is likely to be most helpful based on their circumstances, priorities and objectives.

 We need to understand workforce pressures.
ELEOS SCOPE | ELEOS FRAMEWORK

 We need support following a difficult event.
RESPONSE | CONSULT

 We want leadership support.
CONSULT | FRAMEWORK

 We need mental health training.
RE:MIND

 We want sustainable support.
FRAMEWORK | RE:MIND

Bespoke support, consultancy and partnerships

Not every challenge fits neatly into a predefined service.

Alongside our core services, we regularly work with organisations to design tailored support, consultancy, learning and development based on their needs.



STRATEGIC ADVISORY SUPPORT

Supporting leaders and organisations navigating organisational change, workforce wellbeing challenges and complex people-related issues.



LEADERSHIP DEVELOPMENT

Psychologically informed development that helps leaders navigate responsibility, pressure and decision-making.



MENTAL HEALTH TRAINING

Practical learning tailored to the realities of the organisation rather than generic awareness training.



SPEAKING AND EVENTS

Keynotes, workshops, conferences and facilitated discussions.



PARTNERSHIP DELIVERY

Working alongside existing providers, organisations and internal teams to complement and strengthen existing support.

Flexible by design

Some organisations engage with a single service. Others combine multiple services as part of a longer-term partnership.

Support can be commissioned as a standalone piece of work, through an ongoing Framework arrangement, or as part of a bespoke programme designed around organisational need.



Support designed for the pressure of the work

Understanding organisations. Building support. Strengthening people.

info@eleosgroup.co.uk
www.eleosgroup.co.uk

 Eleos Group

 @eleosgroup_

© Eleos Group Ltd. All rights reserved.

This document contains proprietary information and may not be reproduced, distributed or copied without permission.